



Pathways Reference Guide

A Companion Resource for Members



Overview

The Pathways Reference Guide has been put together as a companion guide to The Navigator to assist members beginning the Pathways Learning Experience for the first time, and as a useful ongoing reference for members working in Pathways.

This guide contains several resources which will enhance your understanding of how the program works and give you tools that you can use to get started. Take your time to explore all of the materials and familiarise yourself with the various aspects of Pathways.

Contents

This guide contains:

- **Core Competencies** – outlining the five Pathways core competencies and how they are combined into each of the learning paths.
- **Path and Project Matrix** – shows which projects can be selected at each level within the various paths, including elective projects and any restrictions.
- **Mastering Fundamentals** – a flowchart showing the tasks to be completed to attain a Level 1 award in Pathways.
- **Distinguished Toastmaster** – a chart showing the requirements to earn the prestigious Distinguished Toastmaster designation.
- **Individual Project Index** – an alphabetical compendium containing high level summaries for each of the projects within Pathways.











Core Competencies

The Pathways Learning Experience was developed around five core competencies as shown below:

- | | |
|--|--|
| 1
PUBLIC SPEAKING | Public speaking builds members' confidence in delivering both prepared and impromptu speeches in the Toastmasters club environment as well as their personal and professional lives. Through practice, peer evaluation and educational tools, members learn how to present their messages effectively, concisely and professionally. |
| 2
INTERPERSONAL COMMUNICATION | Interpersonal communication builds members' confidence in communicating with others, whether verbally, non-verbally, in writing or via electronic methods. Members learn how to build relationships, resolve conflict and communicate well with others. |
| 3
STRATEGIC LEADERSHIP | This is the ability to see the big picture and have the ideas and vision to do things better, whether it's to build a more supportive club environment, lead a team, or attract and retain more members. The Toastmasters strategic leader has a vision that is both attainable and inspiring. He or she is able to bring about positive changes by inspiring others to get involved and help. |
| 4
MANAGEMENT | There are different skill sets needed for these roles. Within the Toastmasters organization of clubs, areas, divisions and districts, managing deals mostly with planning, organizing and facilitating specific tasks, such as the club treasurer managing the club's budget. |
| 5
CONFIDENCE | Through self-reflection and evaluation, members learn to acknowledge their flaws and embrace their capacity for self-improvement. By learning how to set goals and meet them, they gain confidence in their own knowledge, skills and abilities. |

10 Paths

The primary core competencies represented in each path are listed in order of emphasis under the path name.

 Dynamic Leadership <i>Build strategic leadership and conflict resolution skills</i> 1 2 3 5	Persuasive Influence <i>Build skills to lead in complex situations</i> 1 3 2 5 
 Effective Coaching <i>Build Interpersonal communication, leadership and coaching skills</i> 1 2 4 5	Presentation Mastery <i>Build public speaking skills</i> 1 5 
 Innovative Planning <i>Build creative project management and communication skills</i> 1 4 2 5	Strategic Relationships <i>Build networking, leadership and communication skills</i> 1 2 3 5 
 Leadership Development <i>Build communication and leadership skills</i> 1 2 4 5	Team Collaboration <i>Build collaborative leadership skills</i> 1 4 2 5 
 Motivational Strategies <i>Build motivational leadership and communication skills</i> 1 2 3 5	Visionary Communication <i>Build innovative communication and leadership skills</i> 1 3 2 5 

Note: Each member using Base Camp will have the opportunity to select from many electives to extend their learning. With the addition of electives, members have the flexibility to cover all core competencies within each path.

LEGEND	Dynamic Leadership	Effective Coaching	Innovative Planning	Leadership Development	Motivational Strategies	Persuasive Influence	Presentation Mastery	Strategic Relationships	Team Collaboration	Visionary Communication	Pathways Mentor Program
R - Required project in chosen path X - Unavailable elective, already required elsewhere in chosen path E - Available as an elective in chosen path P - If print path chosen, this project is already pre-selected as an elective											
Level 4: Building Skills (1 Required + 1 Elective Project)											
Communicate Change	R	.
Improvement Through Positive Coaching	.	R
Leading in Difficult Situations	R
Leading Your Team	.	.	.	R
Manage Change	R
Manage Projects Successfully	.	.	R
Managing a Difficult Audience	R
Motivate Others	R	.	.	.	R	.	.
Public Relations Strategies	R	.	.	.
Building a Social Media Presence	E	E	E	E	E	E	E	E	E	E	.
Create a Podcast	E	E	E	E	E	E	E	E	E	E	.
Manage Online Meetings	E	E	E	E	E	E	E	E	E	E	.
Manage Projects Successfully	E	E	X	E	E	E	E	E	E	E	.
Managing a Difficult Audience	E	E	E	E	E	E	X	E	E	E	.
Public Relations Strategies	E	E	E	E	E	E	E	X	E	E	.
Question-and-Answer Session (P)	E	E	E	E	E	E	E	E	E	E	.
Write a Compelling Blog	E	E	E	E	E	E	E	E	E	E	.
Mentoring	R
Level 5: Demonstrating Expertise (2 Required + 1 Elective Project)											
Develop Your Vision	R	.
High Performance Leadership	.	R	R	.	.	R
Lead in Any Situation	R	R	.	.
Manage Successful Events	.	.	.	R
Team Building	R
Leading in Your Volunteer Organisation	R	.	.	.
Prepare to Speak Professionally	R
Reflect on Your Path	R	R	R	R	R	R	R	R	R	R	.
Ethical Leadership	E	E	E	E	E	E	E	E	E	E	.
High Performance Leadership	E	X	X	E	E	X	E	E	E	E	.
Leading in Your Volunteer Organisation	E	E	E	E	E	E	E	X	E	E	.
Lessons Learned (P)	E	E	E	E	E	E	E	E	E	E	.
Moderate a Panel Discussion	E	E	E	E	E	E	E	E	E	E	.
Prepare to Speak Professionally	E	E	E	E	E	E	X	E	E	E	.
Advanced Mentoring	R

Use these tables in conjunction with the Individual Project Index at the back of this reference guide to select the learning path and electives which are most appropriate to your needs and goals.

Mastering Fundamentals

The flowchart below outlines the tasks that need to be completed in order to complete Level 1 in any learning path. Once each task is completed, you will earn an award for your efforts and be able to access the projects for Level 2 in your chosen path.

SELECT AND ACTIVATE LEARNING PATH

#1	Ice Breaker	Prepare and deliver a speech introducing yourself to your club	4 to 6 mins.
#2	Evaluation & Feedback	A. Prepare and deliver a speech on any topic	5 to 7 mins.
		B. Prepare and deliver a speech on any topic OR repeat your previous speech, incorporating feedback received in Part A	5 to 7 mins.
		C. Serve as a speech evaluator for another member	Per Club Program
#3	Researching & Presenting	Prepare and deliver a speech on a topic you are not already familiar with or wish to learn more about	5 to 7 mins.

SUBMIT LEVEL 1 COMPLETION REQUEST

Base Camp

OR

Level Completion Verification Form
(Print Members)

BASE CAMP MANAGER APPROVES REQUEST
(Level 2 Unlocked)

VPE SUBMITS LEVEL 1 AWARD IN CLUB CENTRAL
(Award Registered on Member Profile)

Distinguished Toastmaster

The flowchart below outlines the steps required to be completed for a member to earn the Distinguished Toastmaster (DTM) designation, the highest educational award offered by Toastmasters International. Earning a DTM award is an entirely optional part of your journey as a member, but it is a rewarding experience and a valuable goal to work toward.

JOIN AS A MEMBER

Begin at ANY Time and Complete in ANY Order	Education	A. Complete any ONE learning path	Self-paced
		B. Complete a second, different learning path to Part A	Self-paced
		C. Complete the Distinguished Toastmaster Project	Self-paced
	Club Leadership	Serve as a club officer for any ONE of: A. ONE 12-month term, or B. Any TWO 6-month terms	12 months total
	District Leadership	Serve as a District officer for ONE 12-month term	12 months
	Club Extension	Serve as any ONE of: A. Club Sponsor B. Speechcraft Coordinator, or C. Youth Leadership Coordinator	Per Role Description
	Club Support	Serve as any ONE of: A. Club Mentor, or B. Club Coach	Per Role Description

VPE SUBMITS PATHWAYS DTM AWARD TO WHQ

(Award Registered on Member Profile)

Individual Project Index

This section lists every Pathways project in alphabetical order. Under each entry you will find a summary of the project purpose, an overview of the completion requirements, and a summary of the resources and activities included within it.

Active Listening

This project covers the difference between hearing and listening, and steps for exploring the ways listening helps build strong, lasting connections.

Purpose: The purpose of this project is to demonstrate your ability to listen to what others say.

Overview: At a club meeting, fulfill the role of Topicsmaster. As Topicsmaster, comment on each speaker's Table Topics® speech to demonstrate your active listening skills. For example, you might say, "Thank you. That was a compelling opinion on the benefits of gardening. I understand you feel strongly that everyone needs to spend some time doing something they love."

This project includes:

- Serving as Topicsmaster at a club meeting

Advanced Mentoring

This project is designed to support you as you accomplish a six-month term as a mentor.

Purpose: The purpose of this project is to apply mentoring skills during a long-term mentoring commitment.

Overview: Fulfill the role of mentor for a fellow Toastmaster or other person for a period of six months. Communicate regularly with your protégé, record meeting dates and times, and give and receive feedback both verbally and in writing. At the end of your commitment, present a 5- to 7-minute speech to your club about what you gained as a mentor. This speech is about you and your experience.

This project includes:

- A six-month mentoring commitment
- The Mentor Communication Tracking Log
- The Mentor Evaluation
- The Protégé Success Plan
- The Monthly Goal Check resource
- A 5- to 7-minute speech

Building a Social Media Presence

This project addresses how best to use different types of online communication. You will create and maintain an online profile to promote yourself or an organization.

Purpose: The purpose of this project is to apply your understanding of social media to enhance an established or new social media presence.

Overview: Use this project and your own research to build a new social media presence or enhance an existing presence. You may focus on a personal goal (such as connecting with old friends or promoting a blog) or on a professional goal (such as promoting a business or organization). Use the tools you identify as best for you and your purpose. After you achieve your goal, deliver a 5- to 7-minute speech to your club about your results, experience, and the benefits of social media. Submit the Project Completion Form to your vice president education to receive credit for completing the project.

Note: With the vice president public relation's approval, you may choose to create a social media presence for your Toastmasters club.

This project includes:

- Establishing or enhancing a social media presence
- The Project Completion Form
- A 5- to 7-minute speech

Communicate Change

This project focuses on creating a communication plan by gathering evidence to support the need for change and communicating change with your audience.

Purpose: The purpose of this project is to practice the skills needed to effectively communicate change to a group or organization.

Overview: Develop a plan for communicating a change to an audience affected by the change. At a club meeting, communicate the change in a 5- to 7-minute speech. You may speak about a real or hypothetical change that affects your club or another group in your life. This speech is not a report on the content of this project, but a speech about how you would or will communicate a real or hypothetical change.

This project includes:

- Developing a plan for communicating change
- A 5- to 7-minute speech

Connect with Storytelling

This project addresses storytelling techniques and descriptive skills to help make every speech relatable and interesting.

Purpose: The purpose of this project is to practice using a story within a speech or giving a speech that is a story.

Overview: Choose an established story, a story about your life, or a fictional tale of your own creation. Deliver the 5- to 7-minute speech at a club meeting.

This project includes:

- A 5- to 7-minute speech

Connect with Your Audience

This project focuses on different audience types and how to address them effectively.

Purpose: The purpose of this project is to practice the skills needed to connect with an unfamiliar audience.

Overview: Develop a 5- to 7-minute speech on a topic that is unfamiliar to the majority of your audience. Because you deliver this speech in your Toastmasters club, you are familiar with the audience members' preferences and personalities. Selecting a topic that is new or unfamiliar to your club members will allow you to practice adapting as you present. As you speak, monitor the audience's reaction to your topic and adapt as necessary to maintain engagement.

This project includes:

- A 5- to 7-minute speech

Create a Podcast

This project addresses the skills you need to develop a podcast, create interesting content and organize a cohesive program. You will learn how to record and upload it to the internet.

Purpose: The purpose of this project is to introduce you to the skills needed to organize and present a podcast.

Overview: Use this project and your own research to create a podcast. Record a minimum of 60 minutes of content. You are free to divide the episodes as you choose. Each separate episode must be at least 10 minutes but may be longer if it fits your topic and style. After you record all content, play a 5- to 10-minute segment in your club. Introduce the segment in a 2- to 3-minute speech.

This project includes:

- Recording 60 minutes of podcast content
- A 2- to 3-minute introduction speech

Creating Effective Visual Aids

This project addresses effective methods for choosing the best visual aid for your presentation along with the creation and use of each type.

Purpose: The purpose of this project is to practice selecting and using a variety of visual aids during a speech.

Overview: Choose a speech topic that lends itself well to using visual aids. Create at least one but no more than three visual aids to enhance your presentation. Deliver your 5- to 7-minute presentation at a club meeting.

This project includes:

- Creating one to three visual aids
- A 5- to 7-minute speech

Cross-Cultural Understanding

This project focuses on understanding the cultures with which you identify and the impact of stereotypes associated with your cultures and others.

Purpose: The purpose of this project is to identify your own cultural identities and the stereotypes that impact others' perceptions of you.

Overview: Develop a 5- to 7-minute speech about the cultures with which you most closely identify and the personal impact of the stereotypes commonly associated with those cultures. You may need to spend some time researching the stereotypes believed about your cultures, especially if you are a member of the most dominant cultures in your geographic area. Be aware that all cultural identities have some sort of affiliated stereotype, even if it is obscure or uncommon.

This project includes:

- The Defining Your Cultural Identity resource
- A 5- to 7-minute speech

Deliver Social Speeches

This project addresses the skills needed to compose a speech for a social occasion including a toast, eulogy, an acceptance speech and a speech praising an individual or group.

Purpose: The purpose of this project is to practice delivering social speeches in front of your club members.

Overview: Develop two different social speeches - each 3 to 4 minutes - and present them at two separate club meetings. You may choose any two types of social speeches that appeal to you or that you would like to practice.

This project includes:

- The Social Speech Basics resource
- Two 3- to 4-minute speeches

Develop a Communication Plan

This project focuses on how people are motivated. It is designed to help you build your leadership skills by effectively motivating team members.

Purpose: The purpose of this project is to practice the skills needed to motivate team members through the completion of a project.

Overview: Build a team of three to four people to help you create and complete a project to benefit your club. Use the information in the project to develop motivational strategies for each team member. After the project, you may choose to ask team members and at least one club officer to complete a 360° evaluation to give you feedback on your communication and leadership. Deliver a 5- to 7-minute speech at a club meeting about your experience. Your speech is not a report on the content of this project.

This project includes:

- Building and motivating a team to complete a project that benefits your club
- The Team-Building Activities resource
- The 360° Evaluation resource
- A 5- to 7-minute speech

Develop Your Vision

This project focuses on developing a vision for your work or personal life.

Purpose: The purpose of this project is to develop a detailed vision for your personal life, professional life, or an organization.

Overview: Develop a vision and present it at a club meeting in a 5- to 7-minute speech. Establish a timeline for implementing your plan using the resources included in this project. Deliver another 5- to 7-minute speech at a later meeting to present your plan to bring your vision to fruition. Submit your signed Project Completion Form to the vice president education to show you completed all resources included in the project.

This project includes:

- Developing a vision and establishing a plan to implement it
- The Idea Map Worksheet
- The Goal Setting Worksheet
- The Goal Task List
- The Vision Plan resource
- A 5- to 7-minute speech
- The Project Completion Form

Distinguished Toastmaster

This project is designed to give you opportunity to design and fulfil a multifaceted project on your way to achieving your Distinguished Toastmaster award.

Purpose: The purpose of this project is to demonstrate your skills as a leader and a public speaker.

Overview: Plan and complete a project that benefits an organization. You may choose to revisit any previous Toastmasters Pathways project that contains information to help you complete your project. Develop a team and design a plan. Deliver a 5- to 7-minute speech at a club meeting to share your plan. Organize the project and lead your team to complete it. Ask members of your team, the organization, and a peer to complete a 360° evaluation of your leadership skills. Deliver an 8- to 10-minute speech at a club meeting to review your project, its outcomes, benefits, and the lessons you learned.

This project includes:

- Selecting, leading, and completing a project with a team
- The Ethical Framework resource
- The Goal Setting Worksheet
- The Goal Task List resource
- The Project Plan Overview resource
- The Project Plan resource
- The 360° Evaluation resource
- A 5- to 7-minute speech
- An 8- to 10-minute speech

Effective Body Language

This project focuses on how to recognize body language used when speaking publicly and how to use gestures to enhance speech content.

Purpose: The purpose of this project is to deliver a speech with awareness of your intentional and unintentional body language, as well as to learn, practice, and refine how you use nonverbal communication when delivering a speech.

Overview: Prepare a 5- to 7-minute speech on a topic that lends itself to expression through your movement and gestures. Video record your presentation and get feedback from your mentor or another reviewer before speaking to your club. If you do not have access to a recording device, perform your speech in front of a mirror and make adjustments before your scheduled speech.

This project includes:

- A 5- to 7-minute speech

Ethical Leadership

This project addresses the importance of recognizing the effect of decisions that impact ethics, best practices for making ethical decisions and developing an ethical framework.

Purpose: The purpose of this project is to develop a clear understanding of your own ethical framework and create an opportunity for others to hear about and discuss ethics in your organization or community.

Overview: Define an ethical framework for yourself. To do this, you may need to complete personal research beyond the contents of this project. Then, organize and moderate a 20- to 40-minute panel discussion about ethics, followed by a question-and-answer session. If you have never facilitated a panel discussion, review the "Moderate a Panel Discussion" elective project.

This project includes:

- The Ethical Framework resource
- Organizing and moderating a panel discussion as well as a question-and-answer session

Evaluation and Feedback

This project addresses the skills needed to give and receive feedback. You will learn about giving, receiving and applying feedback.

Purpose: The purpose of this project is to present a speech on any topic, receive feedback, and apply the feedback to a second speech.

Overview: Choose any topic for your first 5- to 7-minute speech. After your speech, carefully review your feedback. At a different club meeting, present a 5- to 7-minute speech in which you incorporate feedback from your first speech. You may choose to present the same speech again or a new speech. Your second speech should reflect some or all of the feedback from your first speech. Finally, after you have completed both speeches, serve as an evaluator at a club meeting and deliver constructive feedback about another member's presentation.

This project includes:

- A 5- to 7-minute speech
- Incorporating feedback from your first speech into a second 5- to 7-minute speech
- Serving as a speech evaluator

Focus on the Positive

This project addresses strategies for improving your personal interactions by understanding the impact of your attitudes and thoughts on daily interactions.

Purpose: The purpose of this project is to practice being aware of your thoughts and feelings, as well as the impact of your responses on others.

Overview: Keep a daily record of your moods and attitudes for a minimum of two weeks, noting when you feel positive or negative, your successes and efforts, and three things for which you are grateful. Record and evaluate any changes in your behaviour or the behaviour of those around you. At a club meeting, share some aspect of your experience. You may choose to schedule a 2- to 3-minute report or a 5- to 7-minute speech. After completing your speech, submit your signed Project Completion Form to your vice president education to indicate you completed the journal.

This project includes:

- Recording your daily moods and attitudes for a minimum of two weeks
- A 2- to 3-minute report or a 5- to 7-minute speech
- The Project Completion Form

High Performance Leadership

The focus of this project is to design and complete a project with well-defined goals, lead a team and be accountable to a guidance committee.

Purpose: The purpose of this project is to apply your leadership and planning knowledge to develop a project plan, organize a guidance committee, and implement your plan with the help of a team.

Overview: Select a project to complete with a team of at least three other members. Form a guidance committee and meet at least five times through the duration of the project. Deliver a 5- to 7-minute speech at a club meeting to introduce your plan and vision. After you implement the plan, deliver a second 5- to 7-minute speech at a club meeting to share your experience developing and completing your plan.

This project includes:

- Selecting, leading, and completing a project with a team
- Forming and meeting with a guidance committee at least five times
- The Guidance Committee Introduction resource
- The Meeting Agenda resource
- The Project Plan Overview resource
- The Project Plan resource
- The Vision Plan resource
- The Event Planning Worksheet
- The 360° Evaluation resource
- Two 5- to 7-minute speeches

Ice Breaker

This foundational project is designed to introduce you to your club and the skills you need to begin your Toastmasters journey.

Purpose: The purpose of this project is to introduce yourself to the club and learn the basic structure of a public speech.

Overview: Write and deliver a speech about any topic to introduce yourself to the club. Your speech may be humorous, informational, or any other style that appeals to you.

This project includes:

- A 4- to 6-minute speech

Improvement Through Positive Coaching

This project focuses on how your actions can positively affect others and how to nurture relationships and assist an individual in reaching a goal.

Purpose: The purpose of this project is to develop and apply skills for coaching a fellow member or a person outside of Toastmasters who can benefit from your expertise.

Overview: Outside of club meetings, coach an individual through a project. Speak with your vice president education to develop a plan for coaching a club member versus an individual outside of Toastmasters. After your coaching commitment, present a 5- to 7-minute speech at a club meeting about your experience as a coach. Your speech may be humorous, informational, or any style that appeals to you and is appropriate for your content.

This project includes:

- Coaching an individual through a project
- A 5- to 7-minute speech

Inspire Your Audience

This project addresses how to present a speech in an enthusiastic and inspiring fashion to establish a strong rapport with your audience.

Purpose: The purpose of this project is to practice writing and delivering a speech that inspires others.

Overview: Select a topic with the intent of inspiring your audience and prepare a 5- to 7-minute speech for your club.

This project includes:

- A 5- to 7-minute speech

Introduction to Toastmasters Mentoring

This project introduces the value of mentorship and the Toastmasters view of mentors and protégés.

Purpose: The purpose of this project is to clearly define how Toastmasters envisions mentoring.

Overview: Write and present a 5- to 7-minute speech about a time when you were a protégé. Share the impact and importance of having a mentor. This speech is not a report on the content of this project.

Note: Every member in Toastmasters Pathways must complete this project.

This project includes:

- A 5- to 7-minute speech

Lead in Any Situation

This project focuses on leadership and recognizing the need to adapt your style based on the situation and the people you lead.

Purpose: The purpose of this project is to apply the skills needed to successfully lead in a volunteer or other organization.

Overview: For at least six months, take on a leadership role in Toastmasters (at any level), within another volunteer organization, or in your career. While serving in your role, ask your peers to complete a 360° evaluation. Present an 8- to 10-minute speech about your experience as a leader. Your speech may be humorous, informational, or any type that appeals to you. The speech is not a report on the content of this project, but a reflection of your experience and/or the impact of the 360° evaluation.

This project includes:

- Serving in a leadership for a minimum of six months
- A 360° evaluation
- An 8- to 10-minute speech

Leading in Difficult Situations

This project focuses on the fundamentals of managing challenges, analysing difficult situations and identifying best strategies for overcoming adversity.

Purpose: The purpose of this project is to practice strategies for adjusting to unexpected changes to a finalized plan.

Overview: Design and complete a project plan for any event or set of goals. Your plan may be real or hypothetical. Add as many details to your plan as possible for the best success of this project. In a 5- to 7-minute speech at a club meeting, share your plan. Distribute copies of the Plan Disruption Ideas resource to club members and allow them 2 to 3 minutes to discuss possible disruptions to your plan. Listen and present impromptu solutions to the disruptions introduced by club members. The total time to complete this assignment in a club meeting is 15 to 20 minutes.

This project includes:

- Designing a detailed project plan
- The Project Plan resource
- The Project Plan Overview resource
- The Plan Disruption Ideas resource
- A 5- to 7-minute speech to share your plan
- An impromptu speech to present solutions to disruptions

Leading in Your Volunteer Organisation

This project focuses on the skills required to lead in a volunteer organization and the importance of recognition and reward in motivating volunteers.

Purpose: The purpose of this project is to apply the skills needed to successfully lead in a volunteer organization.

Overview: Serve in a leadership role in Toastmasters or another volunteer organization for at least six months. You may complete this project based on your employment, but a volunteer organization is preferable. Ask members of the organization to complete a 360° evaluation of your leadership skills. Create a succession plan to aid in the transition after you leave your position of leadership. After your six-month term, deliver a 5- to 7-minute speech at a club meeting to reflect on your personal experience.

This project includes:

- Serving in a volunteer leadership role for a minimum of six months
- Conducting a 360° evaluation of your leadership skills
- Creating a succession plan
- The Succession Plan resource
- The 360° Evaluation resource
- A 5- to 7-minute speech

Leading Your Team

This project is designed to help you accomplish a task while leading a small group and give you the opportunity to practice basic skills of leadership.

Purpose: The purpose of this project is to lead a small team to the completion of a project.

Overview: Build a team of two to four people and lead your team to the completion of a project of your design. After you accomplish the project, present a 5- to 7-minute speech about you or your experience leading your team. Your speech may be humorous, informational, or any other format that appeals to you. Your project can be any of the following (coordinate with your vice presidents marketing and public relations):

- A club-specific project, such as hosting an open house, organizing a speech contest, or coordinating a membership-building campaign.
- A non-Toastmasters specific project that helps the greater good, such as organizing volunteers for a charity, collecting food for community members in need, etc. (Keep in mind that you're doing this as a private individual and not in the name of Toastmasters.)
- A work-related group or team project.

This project includes:

- Building and leading a team to the completion of a project
- A 5- to 7-minute speech

Lessons Learned

This project addresses how to identify the discussion points of a large group meeting, encourage a culture of contribution and voicing opinions, and facilitate productive discussion that yields results.

Purpose: The purpose of this project is to learn about and apply the skills needed to run a lessons learned meeting during a project or after its completion.

Overview: Facilitate a lessons learned meeting for a team with which you are completing or have completed a project. This meeting is separate from your regular Toastmasters meeting. Organize and facilitate a discussion. Record the results into a document you and your team members can use to facilitate the current project or future projects. If you haven't already, give team members an opportunity to complete a 360° evaluation of you as a team leader. (Use the 360° Evaluation resource.) Finally, present a 5- to 7-minute speech in your club about the lessons learned meeting or your leadership experience.

This project includes:

- Facilitating a lessons learned meeting
- Documenting the results of the lessons learned meeting
- The 360° Evaluation resource
- The Lessons Learned Response Log
- The Metrics Log
- A 5- to 7-minute speech

Make Connections Through Networking

This project focuses on how to network effectively and understanding the importance of being a professional ally to people in your network.

Purpose: The purpose of this project is to develop and practice a personal strategy for building connections through networking.

Overview: Prepare for and attend a networking event. After the event, present a 5- to 7-minute speech to your club. Your speech can include a story or stories about your experience, a description of what you learned, or a discussion on the benefits of networking. Your speech may be personal to you or informational about networking. If you attend a non-Toastmasters event, you must sign the Project Completion Form and give it to your vice president education.

This project includes:

- The Prepare to Network resource
- Attending a networking event
- The Project Completion Form
- A 5- to 7-minute speech

Manage Change

This project focuses on how to plan for change, develop a communication plan, and identify obstacles to success.

Purpose: The purpose of this project is to practice developing a change management plan.

Overview: Create a change management plan for a real or hypothetical situation. You may create a plan that is based on a past change or a future change that is happening in your personal, Toastmasters, or professional life. Share your change management plan with your club in a 5- to 7-minute speech. Your speech may be humorous, informational, or any other style that appeals to you. It is not a report on what you learned from the project, but an overview of your plan and how it will benefit you and the group the change affects.

This project includes:

- Creating a change management plan
- The Prepare for Change Worksheet
- The Write a Communication Plan resource
- A 5- to 7-minute speech

Manage Online Meetings

This project addresses how to effectively conduct online meetings and webinars, prepare and organize necessary visual aids, and lead with confidence.

Purpose: The purpose of this project is to practice facilitating an online meeting or leading a webinar.

Overview: Conduct a 20- to 25-minute online meeting with fellow Toastmasters or a 20- to 25-minute webinar with visual aids for fellow Toastmasters. You determine the topic of your meeting or webinar. Research and use software that best fits your needs and geographic area. Invite your evaluator to participate in the online meeting or webinar. If you complete your assignment with non-Toastmasters, you must receive approval from the vice president education and invite your evaluator to attend.

This project includes:

- The Online Meeting Agenda resource
- The Online Meeting Basics resource
- Planning and conducting a 20- to 25-minute online meeting or webinar

Manage Projects Successfully

This project focuses on skills needed to effectively manage a project, develop rapport with stakeholders and cultivate strong relationships with a team.

Purpose: The purpose of this project is to practice developing a plan, building a team, and fulfilling the plan with the help of your team.

Overview: Form a team of three to four people and choose a project. Create a plan for your project and present the plan to your club in a 2- to 3-minute speech. Work with your team to complete your project. Present a 5- to 7-minute speech about your experience. This speech may be humorous, informational, or any type of speech that appeals to you. It should not be a report about the content of this project, but a reflection of your experience applying what you learned.

Note: When considering projects to complete, refer to future projects on your path. You may be able to use the assignment in this project to help you prepare for the completion of an upcoming project.

This project includes:

- Building a team
- Creating a project plan
- The Project Plan resource
- A 2- to 3-minute speech about your plan
- Completing the plan with your team
- A 5- to 7-minute speech about your experience

Manage Successful Events

This project is designed to give you tools to coordinate an event. It includes steps for managing the unexpected, leading a team and creating positive outcomes.

Purpose: The purpose of this project is to practice planning, organizing, leading, and implementing an event

Overview: Plan, coordinate, and complete an event of your choosing. Tools for planning all aspects of an event are included in this project. After you complete the event, present a 5- to 7-minute speech in your club. Share the impact of the planning process, your team, and the organization for which the event was held. Your speech may be humorous, informational, or any style that appeals to you. It is not a report on the content of this project.

This project includes:

- Planning, organizing, and implementing an event of your choosing
- The Event Planning Worksheet
- The Write a Communication Plan resource
- A 5- to 7-minute speech

Managing a Difficult Audience

This project covers common behaviours of difficult audience members and how to address each behaviour in a calm, effective and professional way.

Purpose: The purpose of this project is to practice the skills needed to address audience challenges when you present outside of your Toastmasters club.

Overview: Prepare a 5- to 7-minute speech on a topic of your choosing. You may write a new speech or use a speech you presented previously. You will be evaluated on the way you manage audience disruptions, not the content of your speech. Before your club meeting, send the Role Play Assignments resource to the Toastmaster and vice president education. As you present your speech, respond to different types of difficult audience members that disrupt you. The process of speaking and responding to audience members will take 12 to 15 minutes.

This project includes:

- A role play assignment for club members
- A 5- to 7-minute speech

Managing Time

This project is designed to help you manage your time, discover time management techniques, and employ them in your speeches and daily life.

Purpose: The purpose of this project is to observe your own time management patterns.

Overview: Develop a 5- to 7-minute speech on any topic. As you develop your speech, record the time required for each task in order to help you determine how you can improve your time management strategies. Present your speech at a club meeting. Finally, submit the Project Completion Form to your vice president education.

This project includes:

- The Time and Task Log
- The Project Completion Form
- A 5- to 7-minute speech

Mentoring

This project focuses on facilitating a short-term mentoring assignment to help you build your skills as a mentor.

Purpose: The purpose of this project is to apply your mentoring skills to a short-term mentoring assignment.

Overview: Work with a protégé to complete a project. Your vice president education will help match you with a fellow Toastmaster who is interested in working with a mentor for a single project. Assist the protégé in setting goals and developing a plan for completing his or her project. Use the forms included in this project to set goals, plan, and give and receive feedback. After your mentorship, deliver a 5- to 7-minute speech at a club meeting about your first experience as a Toastmasters mentor and what you learned from it.

This project includes:

- Working with a protégé to complete a project
- The Protégé Success Plan resource
- The Mentoring Communication Tracking Log
- The Protégé Self-Assessment
- The Mentor Evaluation resource
- A 5- to 7-minute speech

Moderate a Panel Discussion

This project addresses the skills needed to successfully moderate a panel discussion and how to be an effective participant on a panel.

Purpose: The purpose of this project is to apply your skills as a public speaker and leader to facilitate a panel discussion.

Overview: Plan and moderate a 20- to 40-minute panel discussion. The panel discussion can be on any topic and may take place at a club meeting or outside of Toastmasters with the approval of your vice president education. Toastmasters who participate as panellists do not receive credit in Toastmasters Pathways. When you have the opportunity, volunteer to act as a panellist for another member completing this project.

This project includes:

- Planning and moderating a 20- to 40-minute panel discussion
- The Panellist Basics resource
- The Project Completion Form

Motivate Others

This project focuses on how people are motivated. It is designed to help you build your leadership skills by effectively motivating team members.

Purpose: The purpose of this project is to practice the skills needed to motivate team members through the completion of a project.

Overview: Build a team of three to four people to help you create and complete a project to benefit your club. Use the information in the project to develop motivational strategies for each team member. After the project, you may choose to ask team members and at least one club officer to complete a 360° evaluation to give you feedback on your communication and leadership. Deliver a 5- to 7-minute speech at a club meeting about your experience. Your speech is not a report on the content of this project.

This project includes:

- Building and motivating a team to complete a project that benefits your club
- The Team-Building Activities resource
- The 360° Evaluation resource
- A 5- to 7-minute speech

Negotiate the Best Outcome

This project focuses on identifying negotiation styles, engaging in mutually beneficial discussions, and finding and building common ground.

Purpose: The purpose of this project is to learn about different types of negotiation and the strategies that can be used when negotiating.

Overview: Develop a 5- to 7-minute speech about a past or upcoming negotiation in your life. The negotiation must be one that you have participated in or will participate in. You may choose to reflect on the strategies you used or those that you believe would be the most beneficial in the future. Your speech can be persuasive, humorous, informational, or crafted in any style that appeals to you and supports your speech content.

This project includes:

- Analysing a past or future negotiation in your life
- The Negotiation Goal Setting resource
- A 5- to 7-minute speech

Persuasive Speaking

This project focuses on helping you to develop and support a viewpoint and identify the most appropriate type of persuasive speech for your topic.

Purpose: The purpose of this project is to understand the types of persuasive speeches and deliver a persuasive speech at a club meeting.

Overview: Choose any topic that lends itself to speaking persuasively and prepare a speech. Present your 5- to 7-minute speech at a club meeting. If your vice president education approves a non-club event or group, your evaluator must be present for your speech.

This project includes:

- The Persuasive Speech Outline Worksheet
- A 5- to 7-minute speech

Planning and Implementing

This project is designed to help you develop realistic plans to meet your objectives and to successfully monitor a project to completion.

Purpose: The purpose of this project is to practice developing a plan and bringing that plan to fruition.

Overview: Select any small-scale project, such as a family party, a short trip, a themed Toastmasters meeting, or any other event or project that requires planning. Develop and implement the plan, with or without help from others. At a club meeting, deliver a 2- to 3-minute report or a 5- to 7-minute speech about your experience. Submit the Project Completion Form to your vice president education to confirm you completed all planning resources.

This project includes:

- Developing and implementing a plan for a small-scale project
- The Project Plan resource
- The Event Planning Worksheet
- The Project Completion Form
- A 2- to 3-minute report or 5- to 7-minute speech

Prepare for an Interview

This project addresses the skills you need to identify and speak about personal strengths and present yourself well in an interview of any type.

Purpose: The purpose of this project is to practice the skills needed to present yourself well in an interview.

Overview: Determine which type of interview you would like to practice, such as a job or expert interview. Prepare by reviewing your skills and abilities. Complete the resources in the project and give them to your interviewer before your presentation. You determine which member of your club interviews you, but your interviewer must be someone other than your evaluator. In a 5- to 7-minute role-play presentation at a club meeting, practice answering interview questions to promote your skills, abilities, and experience.

This project includes:

- The Identifying Your Skills Worksheet
- The Interviewer Instructions resource
- A 5- to 7-minute role-play interview at a club meeting

Prepare to Mentor

This project focuses on helping you clarify your personal goals and interests as they relate to mentoring others.

Purpose: The purpose of this project is to spend time learning about your goals, your interest in being a mentor, and your readiness to begin working with a protégé.

Overview: Complete the self-evaluation resources included in this project. When you are ready, have a discussion with your vice president education about being a Toastmasters mentor. Submit the Project Completion Form to your vice president education to verify that you completed all forms included in this project.

This project includes:

- The Mentor Self-Assessment resource
- Meeting with the vice president education to discuss your readiness to mentor
- There is no speech associated with this project

Prepare to Speak Professionally

This project is designed to help you define the attributes of professional speakers and apply that understanding to your own skills as a speaker.

Purpose: The purpose of this project is to practice developing and presenting a longer speech

Overview: Write and present an 18- to 22-minute keynote-style speech. Exemplify the point of view or message you would convey as a professional-level speaker. You may choose to use visual aids if they fit your speech and your style. Your speech may be humorous, informational, or any style that appeals to you and supports your speech content. If you receive advance approval from the vice president education, you may present your speech to a non- Toastmasters group.

This project includes:

- The Speech Outline Worksheet
- An 18- to 22-minute keynote-style speech

Present a Proposal

This project introduces how to select key information to present in a proposal to build a case with supporting evidence and realistic solutions.

Purpose: This project introduces how to select key information to present in a proposal to build a case with supporting evidence and realistic solutions.

Overview: Develop a proposal to improve any area of your life. It may involve your personal or professional life, or your Toastmasters club. If your proposal involves your club, speak with the appropriate officer. For example, if you have a proposal to increase club membership, discuss it with the vice president membership. In a 5- to 7-minute speech at a club meeting, present your entire proposal or aspects of it.

This project includes:

- Developing a proposal
- The Write a Proposal Resource
- A 5- to 7-minute speech

Public Relations Strategies

This project focuses on how to promote awareness of an organization, formulate a public relations strategy and use various public relations tactics.

Purpose: The purpose of this project is to practice the skills needed to effectively use public relations strategies for any group or situation.

Overview: Create a public relations plan for a real or hypothetical group or situation. If it involves your club, it must be hypothetical unless you communicate with the vice president public relations and club president. Share your plan in a 5- to 7-minute speech at a club meeting. This speech is not a report on the content of this project, but an example of how you will or might apply what you learned.

This project includes:

- Creating a public relations strategy
- A 5- to 7-minute speech

Question-and-Answer Session

This project addresses how to prepare to answer questions and provide information clearly, concisely and with confidence.

Purpose: The purpose of this project is to learn about and practice facilitating a question-and-answer session.

Overview: Select a topic of which you are particularly knowledgeable. Prepare and deliver a speech on this topic, followed by a question-and-answer session. Together, the speech and question-and-answer session must be 15 to 20 minutes. Use your time effectively to ensure both segments are completed.

This project includes:

- A 5-to 7-minute speech
- A question-and-answer session after the speech

Reaching Consensus

This project focuses on reaching consensus and the importance of including all group members in the decision-making process.

Purpose: The purpose of this project is to work with a group to practice reaching consensus on any topic.

Overview: Apply the techniques described in the project to practice leading a group of people toward consensus at a club meeting in 20 minutes. Choose a topic that will offer you and your group a challenge but avoid topics that you know are unlikely to reach consensus in the timeframe. (*Note: It is ok if you cannot reach consensus in 20 minutes.*) Then, give a 2- to 3-minute closing statement on the experience or the decision.

You may also choose to lead a non-Toastmasters group toward consensus. Apply the techniques described in the project. Choose a topic that will offer you and your group a challenge. At a club meeting, deliver a 5- to 7-minute speech about the experience. Your speech can be persuasive, humorous, informational, or crafted in any style that appeals to you and supports your speech content. Submit your signed Project Completion Form to the vice president education.

This project includes:

- Leading a non-Toastmasters group toward consensus
- A 5- to 7-minute speech
- The Project Completion Form

Reflect on Your Path

This project is designed to give you an opportunity to share your experience at the end of your path.

Purpose: The purpose of this project is to reflect on your growth during the completion of an entire path.

Overview: At a club meeting, present a 10- to 12-minute speech to share your experience completing your path. Use this as an opportunity to reflect on how far you have come, summarize the skills you have learned and developed, and to celebrate your achievements. Your speech can be humorous, informational, or any style that that appeals to you and supports your speech content.

This project includes:

- The Your Toastmasters Journey resource
- A 10- to 12-minute speech

Researching and Presenting

This project addresses topic selection strategies, suggestions for research and methods for producing a well-organized speech.

Purpose: The purpose of this project is to learn or review basic research methods and present a well-organized, well-researched speech on any topic.

Overview: Select a topic that you are not already familiar with or that you wish to learn more about. Be sure your topic is narrow enough to be an effective 5- to 7-minute speech. Research the topic and begin organizing the information, as described in this project. Practice your speech and continue to refine its organization. Present your speech at a club meeting.

This project includes:

- Researching a topic
- The Research Worksheet
- The Speech Outline Worksheet
- A 5- to 7-minute speech

Successful Collaboration

The focus of this project is the benefit of collaboration, building an environment of trust, and encouraging creative debate within a group.

Purpose: The purpose of this project is to introduce or review strategies for working in a collaborative group.

Overview: Work with a small team and collaborate to make decisions. Your goal is to apply the collaboration strategies you learned to a small-scale project, such as planning a club meeting. Deliver a 5- to 7-minute speech at a club meeting about your experience with the collaboration process. Your speech is not a report on the content of this project. This speech is about you, your learning, and your perceptions of the experience.

This project includes:

- Working with a small team to make a collaborative decision for a small-scale event
- The Team-Building Activities resource
- A 5- to 7-minute speech

Team Building

This project addresses the benefits of team building. It is designed to help you build a sense of collaboration and trust within a team completing a project.

Purpose: The purpose of this project is to practice the skills needed to build a cohesive team and host an event

Overview: Build and work with a small team to design and host a team-building event, either in your Toastmasters club or another environment. Any non-Toastmasters event must be approved by your club's vice president education and attended by a member of your club leadership team. Before the event, deliver a 2- to 3-minute report at a club meeting to share your plans. After the event, deliver a 5- to 7-minute speech to your club. The content of the speech is up to you, but needs to be about your event, the impact of leading on you and your team, or the impact of building a team on you as a leader.

Note: When considering projects to complete, refer to future projects on your path. You may be able to use the assignment in this project to help you prepare for the completion of an upcoming project.

This project includes:

- Working with a small team to design and host a team-building event
- The Team-Building Activities resource
- The Team-Building Event Evaluation resource
- A 2- to 3-minute report
- A 5- to 7-minute speech

Understanding Conflict Resolution

This project is designed to introduce conflict resolution strategies and provide an opportunity to resolve a conflict scenario within an interactive activity.

Purpose: The purpose of this project is to develop or enhance your understanding of the steps and strategies to address conflict.

Overview: Complete the conflict resolution video activity in the project. Prepare a 5- to 7-minute speech to discuss how you manage conflict, how you can develop a stronger strategy, and your best attributes in a conflict situation. You may also share the impact of the video activity. Your speech may be humorous, informational, or any style that appeals to you. This project is not a report on or a critique of the content of this project.

This project includes:

- A conflict resolution video activity
- A 5- to 7-minute speech

Understanding Emotional Intelligence

This project addresses elements of emotional intelligence. It is designed to help you understand your own emotions and the emotions of others.

Purpose: The purpose of this project is to cultivate an understanding of how your emotions impact your relationships. It is also designed to help you identify how others' emotions impact your emotional state.

Overview: For a minimum of two weeks, keep a journal about your emotions and how they impact you and others. Discuss the impact of tracking your emotions in a 5- to 7-minute speech at a club meeting. (*Note: You are not required to share the intimacies of your experience.*) Finally, submit the signed Project Completion Form to your vice president education to indicate you completed your journal.

This project includes:

- A journal you maintain for a minimum of two weeks
- The Project Completion Form
- A 5- to 7-minute speech

Understanding Vocal Variety

This project addresses the importance of vocal variety when giving a speech and provides activities to develop and nurture its use.

Purpose: The purpose of this project is to practice using vocal variety to enhance a speech.

Overview: Learn or review the importance of vocal variety. Use the exercises in this project to improve your vocal variety skills. Then, present a 5- to 7-minute speech on any topic at a club meeting. The primary focus of the evaluation is your vocal variety.

This project includes:

- A 5- to 7-minute speech

Understanding Your Communication Style

This project focuses on recognizing your preferred communication style and understanding how your style impacts your interactions with others.

Purpose: The purpose of this project is to learn about different communication styles and identify your primary style.

Overview: Complete the Discover Your Communication Style questionnaire to help you identify your style. Deliver a 5- to 7-minute speech at a club meeting about your communication style and its impact on your professional and/or personal relationships. If you are uncomfortable discussing your communication style, you may speak about the communication styles you have encountered and how they impact you. Your speech should not be a report of the content of this project.

This project includes:

- The Discover Your Communication Style questionnaire
- A 5- to 7-minute speech

Understanding Your Leadership Style

This project is designed to introduce the different styles of leadership and help you identify your preferred style.

Purpose: The purpose of this project is to identify your primary leadership style or styles.

Overview: Complete the Discover Your Leadership Style questionnaire. Consider how your leadership style impacts the people around you and how you can adjust it to more effectively lead people with styles different from your own. Deliver a 5- to 7-minute speech at a club meeting to share some aspect of your leadership style or leadership styles in general. You may choose to discuss your style preferences when working with others, your style and how you can adapt it to situations, or leadership styles in general and how they impact a group.

This project includes:

- The Discover Your Leadership Style questionnaire
- A 5- to 7-minute speech

Using Descriptive Language

This project addresses the difference between literal and figurative language along with how to determine when to use each to create vivid descriptions.

Purpose: The purpose of this project is to practice writing a speech with an emphasis on adding language to increase interest and impact.

Overview: You may speak on any topic. Develop a 5- to 7-minute speech describing the topic in detail and present it at your club meeting.

This project includes:

- A 5- to 7-minute speech

Using Presentation Software

This project addresses the use of presentation software—from identifying topics that benefit from the use of technology to effective slide design and presentation.

Purpose: The purpose of this project is to introduce or review basic presentation software strategies for creating and using slides to support or enhance a speech.

Overview: Select a speech topic that lends well to a visual presentation using technology. Use the content of this project and your own research to help you develop your slides. Give a 5- to 7-minute speech using the slides you developed. Your speech can be humorous, demonstrative, or informational, and it may include stories or anecdotes.

This project includes:

- Developing presentation slides
- A 5- to 7-minute speech

Write a Compelling Blog

This project addresses the basics of developing a compelling blog and successfully engaging a readership.

Purpose: The purpose of this project is to review or introduce the skills needed to write and maintain a blog.

Overview: Post a minimum of eight blog posts in one month. Your blog may be new or one you have already established. You must receive approval from the vice president education to blog on behalf of your club. Deliver a 2- to 3-minute speech at a club meeting about the impact of your blogging experience. You may choose to have your blog evaluated by members of the club. Submit your signed Project Completion Form to the vice president education to receive credit for this project.

This project includes:

- Maintaining a blog and posting at least eight times in one month
- The Blog Evaluation Form
- The Project Completion Form
- A 2- to 3-minute speech



■ ■ ■ ■ ■

TOASTMASTERS
PATHWAYS
— learning experience —